OpenSearch Dashboards Reports

Search

Jan 1, 2023 @ 18:51:03.87 → Jan 1, 2023 @ 19:51:03.87

[Flights] Controls

Origin: Sele...

Destination: Select...

Average Ticket: 294 – 1192

[Flights] Markdown Instructions

Sample Flight data

This dashboard contains sample data for you to play with. You can view it, search it, and interact with the visualizations. For more information about OpenSearch Dashboards, check our docs.

[Flights] Airline Carrier

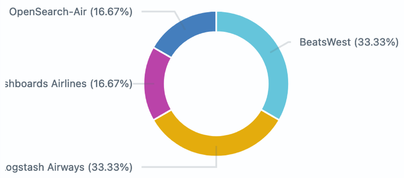

[Flights] Flight Count and Average Ticket P...

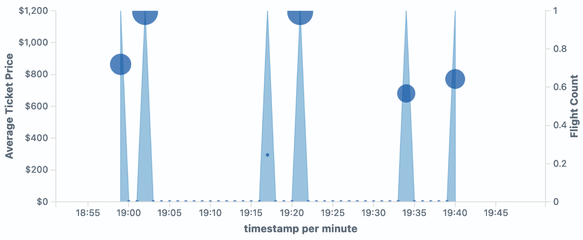

[Flights] Total Flights

6

Total Flights

[Flights] Average Ticket Price

$83...

Avg. Ticket Price

[Flights] Total Flight Delays

3

Total Delays

[Flights] Flight Delays

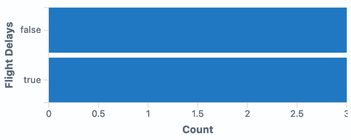

[Flights] Delays & Cancellations

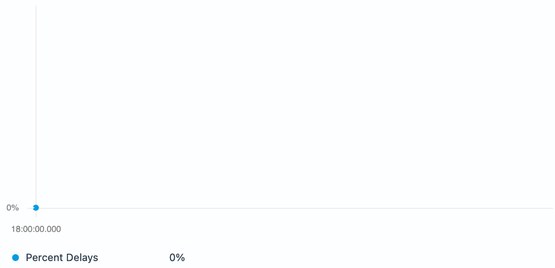

[Flights] Total Flight Cancellations

1

Total Cancellations

[Flights] Flight Cancellations

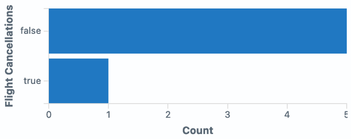

[Flights] Delay Buckets

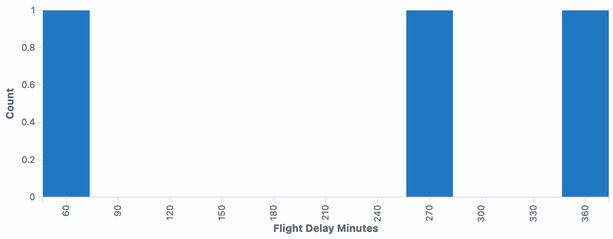

[Flights] Delay Type

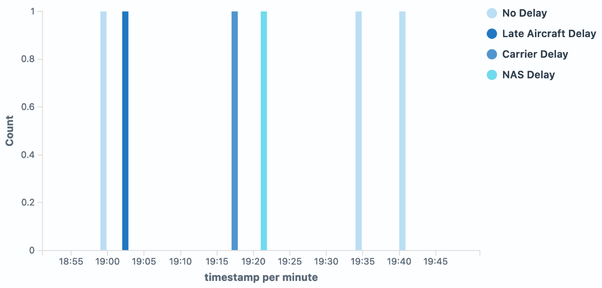

[Flights] Origin Country vs. Destination Cou...

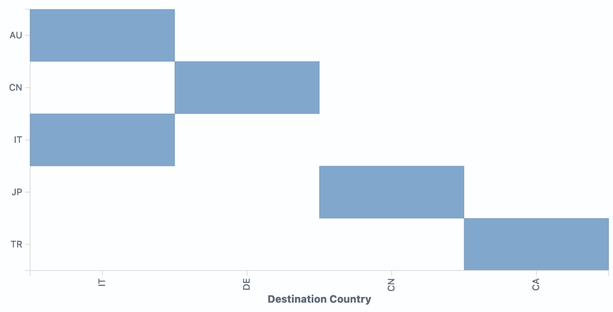

[Flights] Airport Connections (Hover Over Airp...

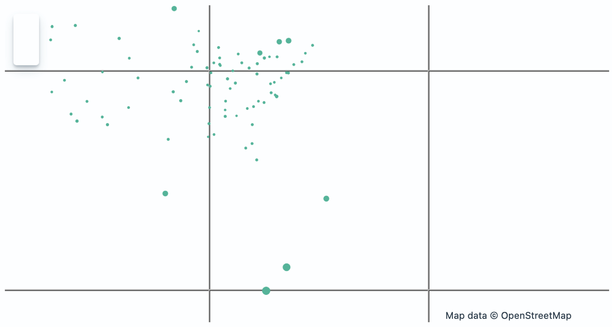

[Flights] Destination Weather

Damaging Wind Clear **Hail** Cloudy Heavy Fog

[Flights] Departures Count Map

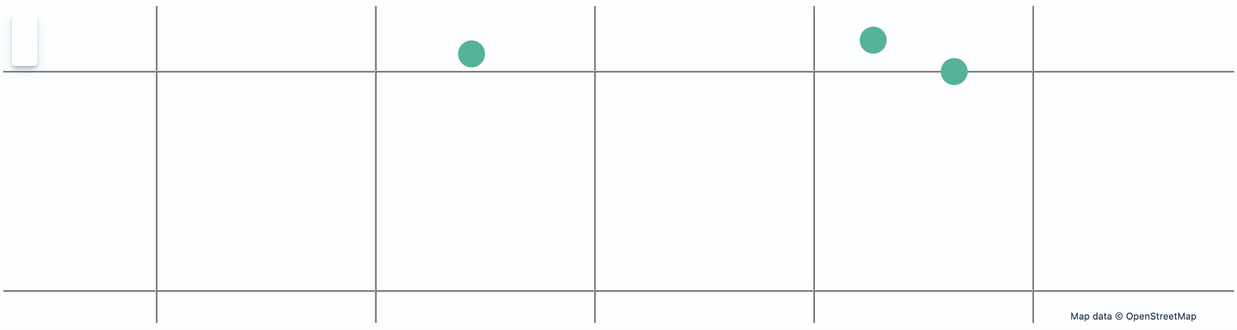

[Flights] Flight Log

1–6 of 6

Time	Carrier	OriginCityName	OriginCountry	DestCityName	DestCountry
Jan 1, 2023 @ 19:40:16.000	OpenSearch Dashboards Airl	Brisban	A	Caglia	I
Jan 1, 2023 @ 19:34:39.000	BeatsWe	Istanb	T	Edmonto	C
Jan 1, 2023 @ 19:21:16.000	OpenSearch-	Guangzh	C	Munic	D
Jan 1, 2023 @ 19:17:53.000	BeatsWe	Trevis	I	Trevis	I
Jan 1, 2023 @ 19:02:10.000	Logstash Airw	Portlan	U	Zuric	C
Jan 1, 2023 @ 18:59:53.000	Logstash Airw	Toky	J	Xi'a	C

1–6 of 6