OpenSearch Dashboards Reports

Search

Jul 27, 2023 @ 11:38:25.8 → Jul 27, 2023 @ 12:08:25.8

[Flights] Controls

Origin: Sele...

Destination: Select...

Average Ticket: 153 – 927

[Flights] Markdown Instructions

Sample Flight data

This dashboard contains sample data for you to play with. You can view it, search it, and interact with the visualizations. For more information about OpenSearch Dashboards, check our docs.

[Flights] Airline Carrier

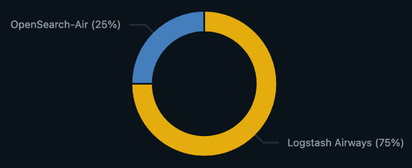

[Flights] Flight Count and Average Ticket P...

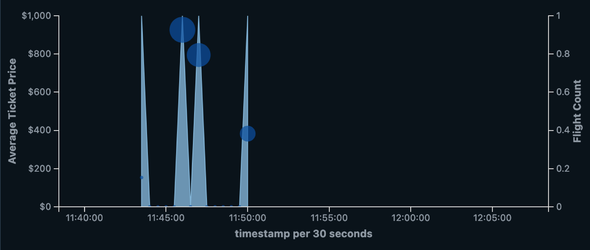

[Flights] Total Flights

4

Total Flights

[Flights] Average Ticket Price

$564...

Avg. Ticket Price

[Flights] Total Flight Delays

0

Total Delays

[Flights] Flight Delays

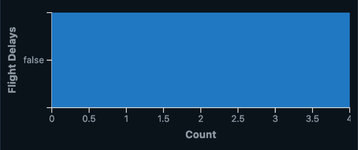

[Flights] Total Flight Cancellations

0

Total Cancellations

[Flights] Flight Cancellations

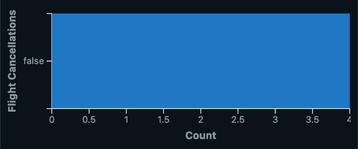

[Flights] Delays & Cancellations

[Flights] Delay Buckets

No results found

[Flights] Delay Type

[Flights] Origin Country vs. Destination Cou...

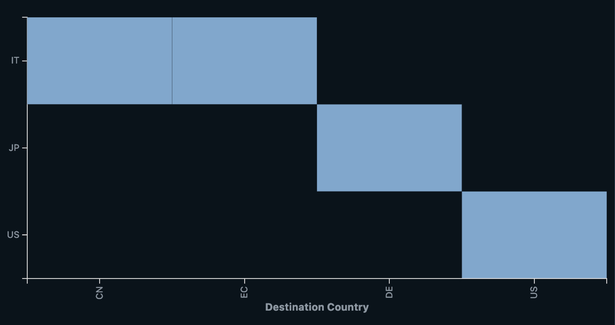

[Flights] Airport Connections (Hover Over Airp...

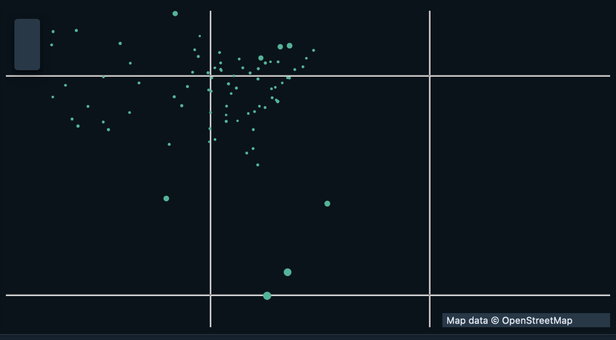

[Flights] Destination Weather

Rain Clear

[Flights] Departures Count Map

[Flights] Flight Log

1–4 of 4

Time	Carrier	OriginCityName	OriginCountry	DestCityName	DestCountry
Jul 27, 2023 @ 11:50:03.000	Logstash Airw	Tokonam	J	Munic	D
Jul 27, 2023 @ 11:47:04.000	Logstash Airw	Trevis	I	Xi'a	C
Jul 27, 2023 @ 11:46:26.000	OpenSearch-	Caglia	I	Quit	E
Jul 27, 2023 @ 11:43:34.000	Logstash Airw	Minneapol	U	Raleigh/Durha	U

1–4 of 4